


**RPF Series** 充电器专用引线式导电聚合物固体铝电解电容器

Special for Charger Design . Conductive polymer . Radial Lead Type

- 充电器专用 Charger dedicated
- 高纹波 High ripple current capability
- 高频低阻抗 Low ESR at high frequency range
- 105°C, 2000 小时 105°C, 2000 hours assured

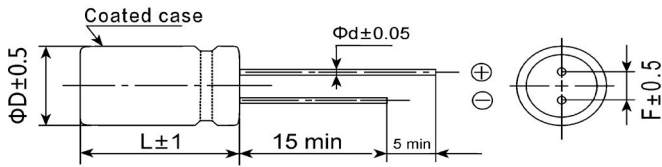
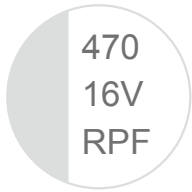


## ◆主要技术性能 Specifications

项目 Items	主要特性 Performance Characteristics	
使用温度范围 Operating Temperature Range	-55°C+105°C	
额定电压范围 Rated Voltage Range	2.5 ~ 35V. DC	
标称电容量允许偏差 Capacitance Tolerance	±20% (120Hz, 20°C)	
漏电流 (20°C) Leakage Current	施加额定工作电压 2 分钟, $I \leq 0.2 C_{RUR}$ (µA) After 2 minutes application of rated voltage, the leakage current is not more than $0.2 C_{RUR}$	
损耗角正切值 (120Hz 20°C) Dissipation Factor	测试频率 120Hz/ 温度 20°C, 损耗小于规范值 Less than the specified value at 120Hz, 20°C	
等效串联电阻 Equivalent Series Resistance	测试频率 100KHz/ 温度 20°C, 等效串联电阻小于规范值 Less than the specified value at 100KHz, 20°C	
耐久性 Load Life(105°C, 2000hrs)	在 105°C 环境施加额定工作电压 2000 小时后, 电容器的特性符合下表要求。 After 2000 hours' application of rated voltage at +105°C, capacitors meet the characteristics requirements listed .	
	电容量变化率 Capacitance Change	初始值的 ±20% 以内 Within ±20% of the initial value
	漏电流值 Leakage	≤规范值 Less than the specified value
	损耗角正切值 Dissipation Factor	≤规范值的 150% Less than 150% of the specified value
	等效串联电阻 Equivalent Series Resistance	≤规范值的 150% Less than 150% of the specified value
耐湿温特性 Damp heat( Steady state) (60°C, 90~95%RH, 1000hrs)	在温度为 60°C、湿度为 90~95%RH 的环境中, 1000 小时后, 电容器的特性符合下表要求。 60°C, 90 to 95%RH, 1000h, No applied voltage capacitors meet the characteristics requirements listed .	
	电容量变化率 Capacitance Change	初始值的 ±20% 以内 Within ±20% of the initial value
	漏电流值 Leakage	≤规范值 Less than the specified value
	损耗角正切值 Dissipation Factor	≤规范值的 150% Less than 150% of the specified value
	等效串联电阻 Equivalent Series Resistance	≤规范值的 150% Less than 150% of the specified value

◆外形图及尺寸 Case size table

mm



$\phi D \times L$	$\phi D$	L	F	$\phi d$
5×7	5	7	2.0	0.5
5×8	5	8	2.0	0.5
5×10	5	10	2.0	0.5
5×11	5	11	2.0	0.5
6.3×5	6.3	5	2.5	0.5
6.3×8	6.3	8	2.5	0.5/0.6
6.3×10	6.3	10	2.5	0.5/0.6
6.3×11	6.3	11	2.5	0.5/0.6
6.3×15	6.3	15	2.5	0.5/0.6
8×8	8	8	3.5	0.6
8×12	8	12	3.5	0.6
8×16	8	16	3.5	0.6
10×12	10	12	5.0	0.6

◆编码和规格 Part number & Specifications

额定电压 Rated Voltage (V)	标称容量 Capacitance ( $\mu F$ )	产品编码 Part Number	等效串联电阻 ESR(m $\Omega$ max) 100Khz to 300Khz	耐纹波电流 (mA rms/ 105°C, 100Khz)	损耗 Tan $\delta$ (120Hz)	漏电流 (max)( $\mu A$ )	尺寸 $\phi D \times L$ (mm)
6.3	270	RPF0J271M0507	12	3500	0.12	340	5×7
	330	RPF0J331M0508	12	4050	0.12	500	5×8
	390	RPF0J391M0508	15	4510	0.12	500	5×8
	470	RPF0J471M0508	12	4050	0.12	491	5×8
	470	RPF0J471M0605	20	2970	0.12	592	6.3×5
	470	RPF0J471M0608	12	4700	0.12	592	6.3×8
	560	RPF0J561M0608	12	4700	0.12	705	6.3×8
	680	RPF0J681M0511	15	3200	0.12	857	5×11
	680	RPF0J681M0608	12	3900	0.12	857	6.3×8
	820	RPF0J821M0608	12	4700	0.12	1033	6.3×8
	1000	RPF0J102M0610	10	4700	0.12	1026	6.3×10
	1500	RPF0J152M0615	10	6100	0.12	1890	6.3×15
7.5	500	RPF0Z501M0508	12	3500	0.12	750	5×8
	680	RPF0Z681M0608	12	4780	0.12	1020	6.3×8
	820	RPF0Z821M0610	11	4840	0.12	1230	6.3×10
	820	RPF0Z821M0611	11	4840	0.12	1230	6.3×11
	1000	RPF0Z102M0611	11	4700	0.12	1500	6.3×11
	1500	RPF0Z152M0615	10	6100	0.12	2250	6.3×15
12	470	RPF1X471M0610	12	3900	0.12	1128	6.3×10
	560	RPF1X561M0610	12	3900	0.12	1344	6.3×10
	680	RPF1X681M0611	18	3900	0.12	1632	6.3×11
	820	RPF1X821M0611	15	4000	0.12	1968	6.3×11
16	150	RPF1C151M0510	15	3700	0.12	480	5×10
	330	RPF1C331M0511	20	2670	0.12	1056	5×11
	330	RPF1C331M0608	20	2800	0.12	1056	6.3×8
	470	RPF1C471M0610	16	4000	0.12	1504	6.3×10
	470	RPF1C471M0611	16	4000	0.12	1504	6.3×11
	560	RPF1C561M0611	20	3500	0.12	1792	6.3×11
	680	RPF1C681M0615	11	4500	0.12	2176	6.3×15

## ◆ 编码和规格 Part number &amp; Specifications

额定电压 Rated Voltage (V)	标称容量 Capacitance ( $\mu$ F)	产品编码 Part Number	等效串联电阻 ESR(m $\Omega$ max) 100Khz to 300Khz	耐纹波电流 (mA rms/ 105°C, 100Khz)	损耗 Tan $\delta$ (120Hz)	漏电流 (max)( $\mu$ A)	尺寸 $\Phi$ D×L (mm)
25	390	RPF1E391M0615	16	3550	0.12	1950	6.3×15
	470	RPF1E471M0615	15	3800	0.12	2350	6.3×15
	680	RPF1E681M0816	14	5000	0.12	3400	8×16
	680	RPF1E681M1012	14	5100	0.12	3400	10×12
35	100	RPF1V101M0608	35	2350	0.12	700	6.3×8
	120	RPF1V121M0808	30	2800	0.12	840	8×8
	150	RPF1V151M0812	25	3000	0.12	1050	8×12
	220	RPF1V221M0812	25	2890	0.12	1540	8×12

## ◆ 纹波电流频率补偿系数 Frequency coefficient of allowable ripple current

频率 Frequency	120Hz $\leq$ f < 1KHz	1KHz $\leq$ f < 10KHz	10KHz $\leq$ f < 100KHz	100kHz $\leq$ f < 500KHz
系数 Coefficient	0.05	0.30	0.70	1.00

## ◆ 纹波电流温度补偿系数 Temperature coefficient of allowable ripple current

温度°C Temp.	+40	+55	+70	+85	+105
系数 Coefficient	2.5	2.1	1.8	1.5	1.00